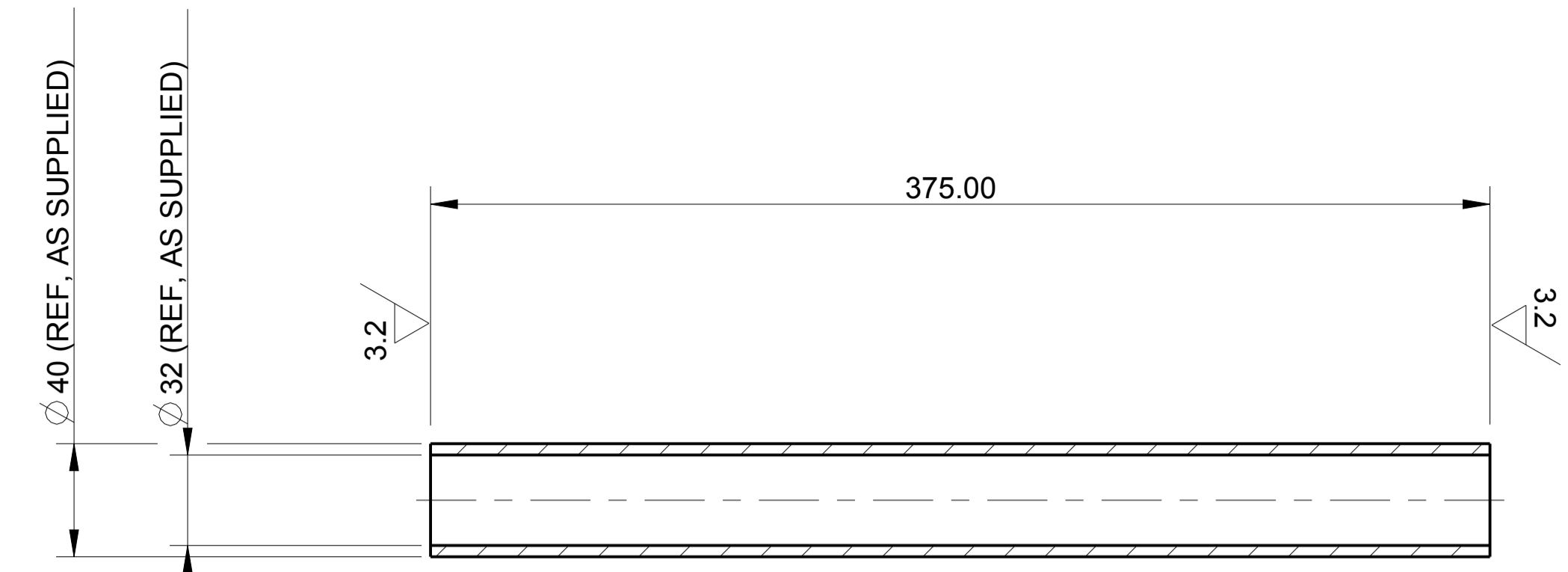
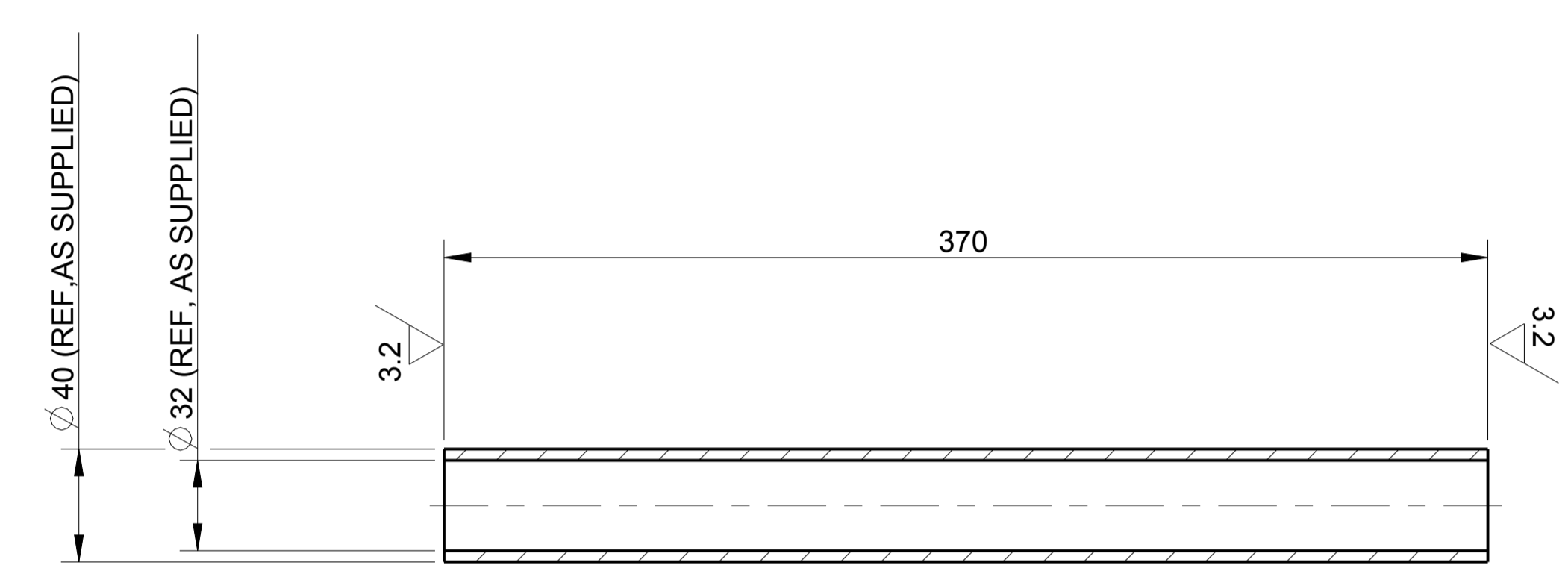


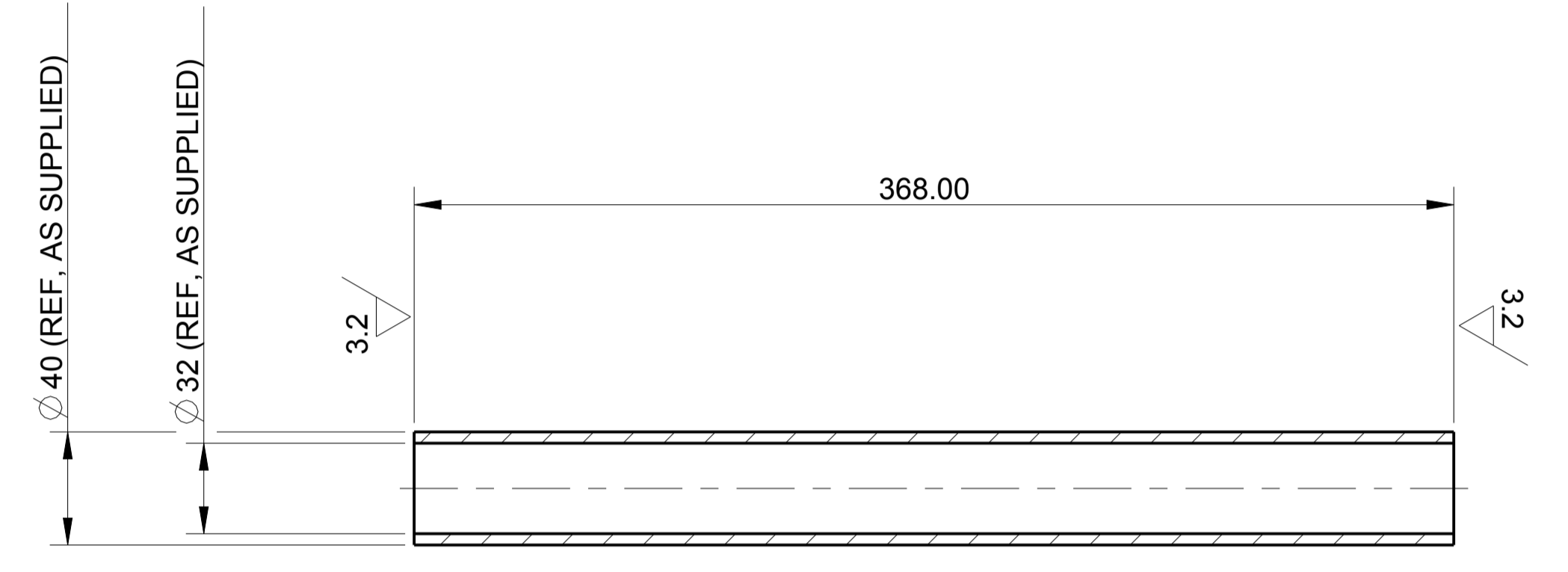
**A**



**B**



**C**



**D**

ITEM	REQD	DESCRIPTION	MATERIAL
D	1	CARBON FIBRE STRUT (CENTRAL)	AS SUPPLIED
C	3	CARBON FIBRE STRUT (SIDE)	AS SUPPLIED
B	2	CARBON FIBRE STRUT (BASE)	AS SUPPLIED
A	4	CARBON FIBRE STRUT (FIXED)	AS SUPPLIED

SCALE	DRAWN	DATE	CHECKED	APPROVED	ASSEMBLY
1:1.5	T.G	19/10/12			COMPONENTS #

**DO NOT SCALE**

**PROJECTION**

**EXPLANATION OF NOTES, SYMBOLS, DIMS: SEE BS 8888**



GENERAL NOTES  
 DIMENSIONS mm  
 REMOVE ALL BURRS AND SHARP CORNERS  
 MAXIMUM CHAMFER 0.5 U.S.O  
 LINEAR DIMENSIONS +/- 0.1 U.S.O  
 ANGULAR DIMENSIONS +/- 0' 30" U.S.O  
 SURFACES 3.2  $\mu$ m U.S.O

CONFORMS TO BS 8888  
 AREA THAI NATIONAL TELESCOPE 'THAILAND'

DESCRIPTION  
 DETAILS OF CARBON FIBRE STRUTS

THIS DRAWING IS STRICTLY CONFIDENTIAL,  
 NOT FOR THIRD PARTY DISTRIBUTION.

DRAWING NUMBER **ULT-SPEC-023** REV A

